RECREATION & WELLBEING
UNIVERSITY OF WISCONSIN–MADISON

Bakke Courts 1-2

Emergency Action Plan

ADDRESS:

- 1976 Observatory Drive. Madison, WI 53706. Room: 1109 (first floor).

Ambulance Entrance:

- Main entrance on Observatory Drive. Directly LEFT upon entering building (prior to turnstiles) Alternate entrance through turnstiles and down west hallway.

Emergency Personnel & Role

1. Certified Athletic Trainer
    a. Lead emergency response
    b. Provide emergency care to patient
    c. Lead debrief after event & contact on-call RW pro staff
2. Sport Club Supervisors (First Aid/CPR/AED Training)
    a. Call 9-1-1 at direction of AT
    b. Direct Ambulance
    c. Radio appropriate RW staff
    d. Aid in care as able to and directed
3. Safety Officers, coaches, teammates, additional pro staff
    a. Crowd control
    b. Aid in care as able to and directed

Emergency Communication:

1. EMS will be activated by staff or student staff cell phone.
2. UWPD can be contacted in the case of a non-medical emergency.
3. Rec Well Radios
4. Assistant Director of Athletic Training to be notified if EMS has been activated

Emergency Equipment:

1. AED: located in designated cabinet next to sink (labeled)
2. Medical Kit (located in AT storage room)
3. Epinephrine (located in Emergency bag > AT storage)
4. Emergency bag (BVM, tourniquet, etc) (located in AT storage room)
5. Splint bag (located in AT storage room)
6. Naloxone (located near 1st floor elevator in wall case)
7. Cold Water Immersion equipment (when applicable)
    a. Water-tight tarp with handles (located Bakke AT Clinic Storage)
    b. Ice/coolers (located in 1st floor rm 1117 as indicated on map)

Roles of First Responders:

1. Immediate care to student
2. Activation of EMS
    a. Dial 9-1-1 on personal cell phone
    b. Provide name, address, telephone number, information on injured student, condition of student, and other info as directed
    c. Notify UWPD if appropriate
3. Retrieve Emergency Equipment as appropriate (RW student staff may assist)
4. Direct EMS to scene
    a. RW student staff will meet at main entrance and direct to scene
    b. AT/additional student staff will remain with injured student to maintain care
    c. Additional staff will maintain scene control

Response time for EMS: typically < 10min

Inclement Weather Location (Tornado):

- General locker rooms (1st floor), inclusive locker rooms (1st floor), Hockey locker rooms (1st floor in rink)
- Stairwell 3 (southside of track; near elevator/central; 1st floor by member services)

Outdoor Rally Point (Fire)

- Colwood Drive (Between Lot 67 & Vet Med)

Indoor Rally Point (alternative indoor)

- Dejope Residence Hall

Nearest Emergency Department:

- UW Health ED (600 Highland Avenue Madison, WI)

MAP of Bakke (all floors) attached. Includes following:

- AED location
- Ambulance entrance
- Narcan location
- Ice machine location
- Inclement weather shelter location
- General building layout

BAKKE FLOOR 1

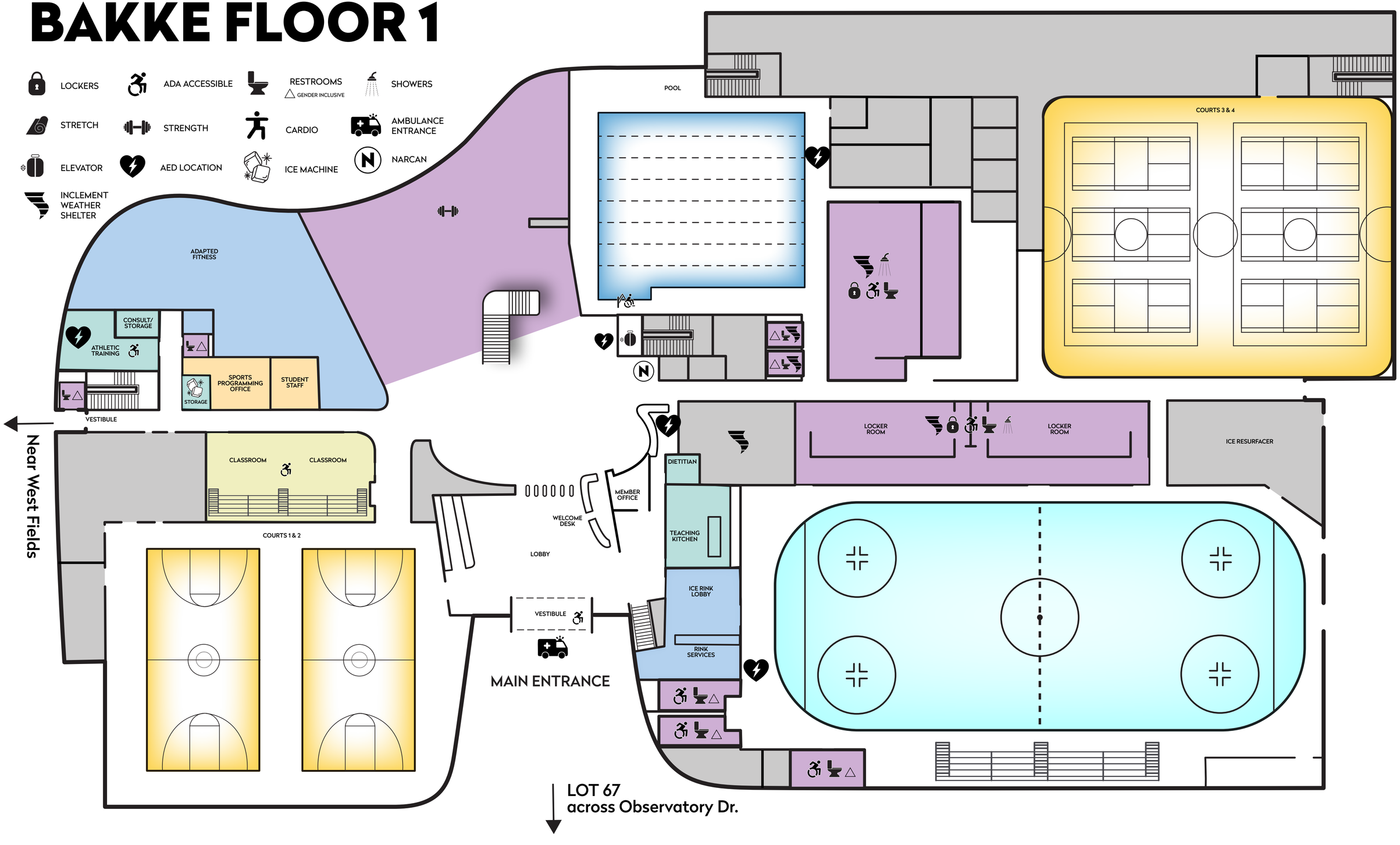

BAKKE FLOOR 2

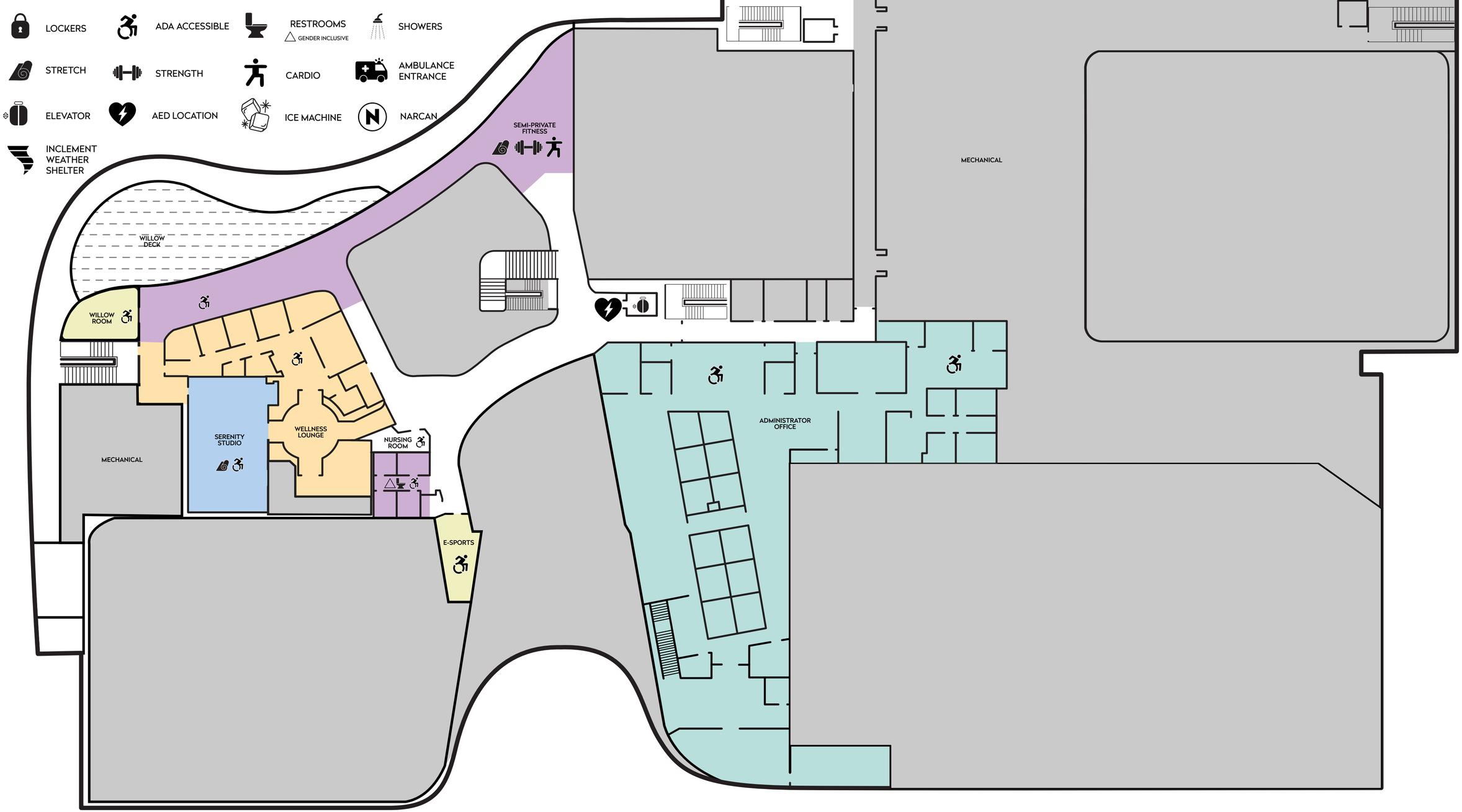

BAKKE FLOOR 3

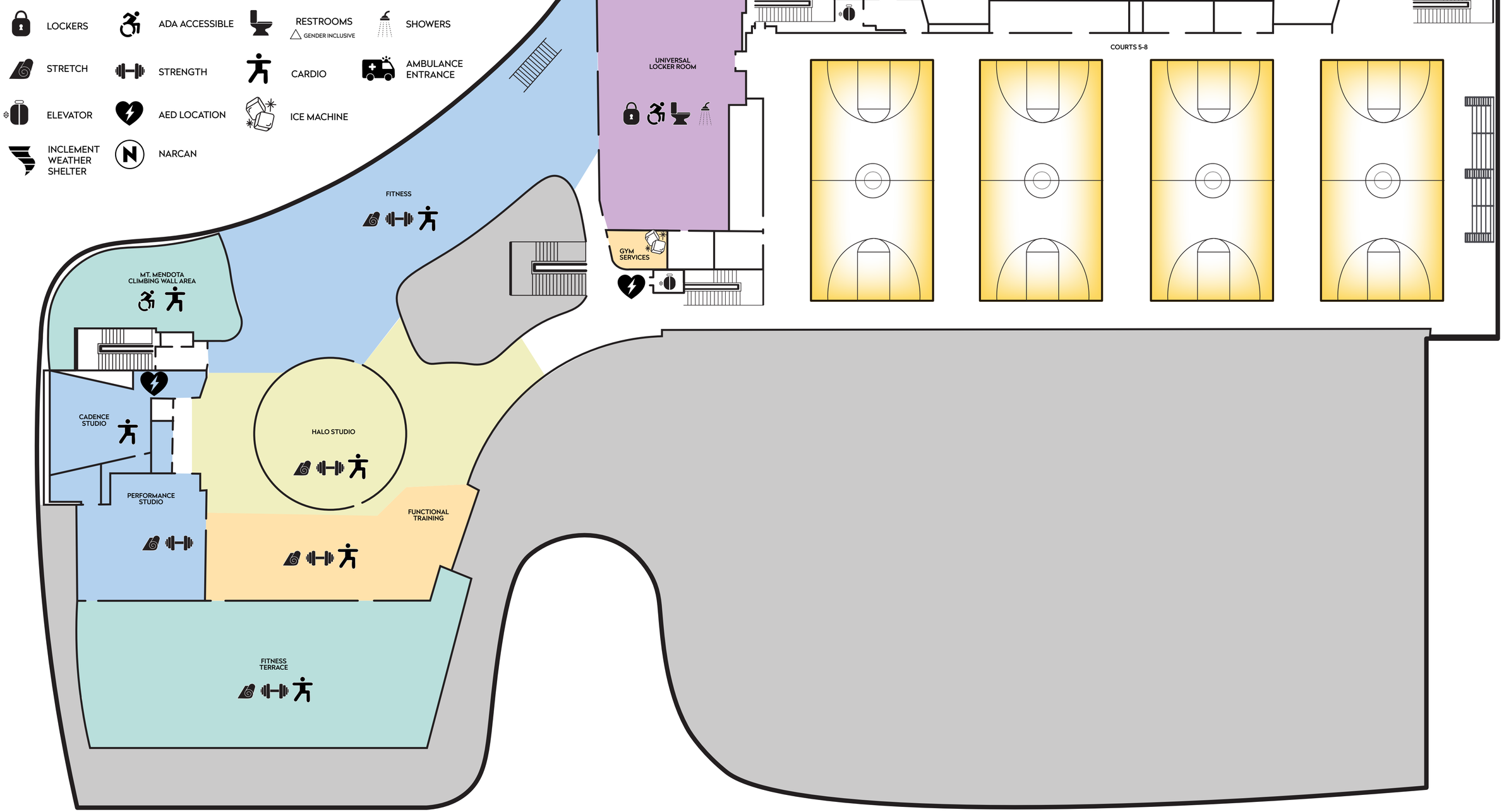

BAKKE FLOOR 4
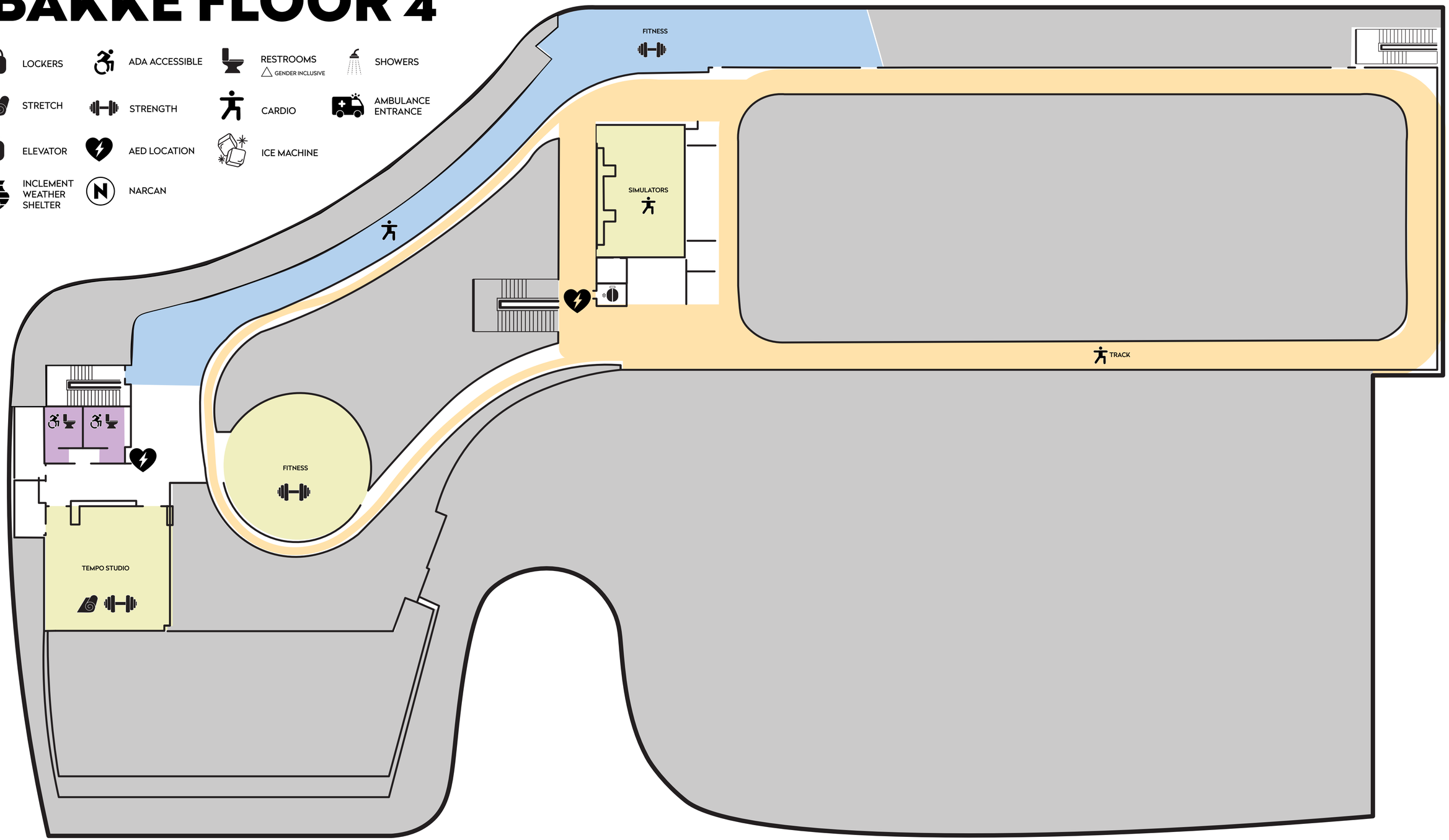
LOCKERS
ADA ACCESSIBLE
RESTROOMS
GENDER INCLUSIVE
SHOWERS
STRETCH
STRENGTH
CARDIO
AMBULANCE ENTRANCE
ELEVATOR
AED LOCATION
ICE MACHINE
INCLEMENT WEATHER SHELTER
NARCAN