RECREATION & WELLBEING
UNIVERSITY OF WISCONSIN–MADISON

NICK Courts 1-2

Emergency Action Plan

ADDRESS:

- 797 W. Dayton ST, Madison, WI 53706

Ambulance Entrance:

- Main Entrance off Dayton Street & East Campus Mall; Central elevator to lower level
- Alternate Entrance of Soderholm Family Aquatic Center

Emergency Personnel & Role

1. Certified Athletic Trainer (when available)
    a. Lead emergency response
    b. Provide emergency care to patient
    c. Lead debrief after event & contact supervisor
2. Rec well managers, ops staff, MSATs, sports supervisors (First Aid/CPR/AED Training)
    a. Call 9-1-1
    b. Direct Ambulance
    c. Radio appropriate RW staff
    d. Aid in care as able to and directed
3. Other rec well staff, safety officers, coaches, teammates, additional pro staff
    a. Crowd control
    b. Aid in care as able to and directed

Emergency Communication:

1. EMS will be activated by staff cell phone or office line (dial **9-1-1** directly; no dial out)
2. UWPD can be contacted in the case of a non-emergency: **608-264-2677**
3. Rec Well Radios: communicate within the building (RWM) "**NICK ALL**"
    i. Activate "CODE RED"
4. Assistant Director of Athletic Training to be notified if EMS has been activated by AT staff

Emergency Equipment:

1. AED (located on Level 1 by elevator 1 on the wall)
2. Medical Kit (located in Nick AT Clinic cabinetry)
3. Epinephrine (located in Emergency bag > AT storage)
4. Emergency bag (BVM, tourniquet, etc) (located in Nick AT Clinic cabinetry)
5. Splint bag (located in Nick AT Clinic cabinetry)

6. Naloxone (located on lower level in lobby area); Radio RWM
7. Cold Water Immersion equipment (when applicable)
    a. Water-tight tarp with handles (located Nick AT Clinic)
    b. Ice/coolers (located in Nick AT Clinic)

Roles of First Responders:

1. Certified Athletic Trainer
    a. Immediate care to patient
    b. Activation of EMS
        i. Dial 9-1-1 on personal cell phone
        ii. Provide name, address, telephone number, information on injured student, condition of student, and other info as directed
    c. Notify RWM via radio about emergency
    d. Retrieve Emergency Equipment as appropriate (may also radio RWM)
2. Rec Well Manager/Rec Well support staff
    a. Retrieve Emergency Equipment as appropriate
    b. Radio support staff within building (Operations & Member Services)
    c. Direct EMS to scene
    d. Additional staff will maintain scene control

Response time for EMS typically < 10min

Inclement Weather Location (Tornado):

- Men & Women's Locker Rooms, Inclusive Locker Rooms
- Team Lock Room, Lower-level bathrooms, Laundry Room

Outdoor Rally Point (Fire)

- Outside Entrance of Gordon Dining & Event Center on East Campus Mall

Indoor Rally Point (alternative indoor)

- Gordon Dining & Event Center (After Hours Access: Call UWPD)

Nearest Emergency Department:
UnityPoint Health- Meriter ED: 202 S Park St, Madison, WI 53715

LOWER LEVEL

CARDIO

STRENGTH

STRETCH

ICE MACHINE

NARCAN

ADA Accessible

RESTROOMS
Gender Inclusive

SHOWERS

AED LOCATION

LOCKERS

ELEVATOR

AMBULANCE ENTRANCE

INCLEMENT WEATHER LOCATION

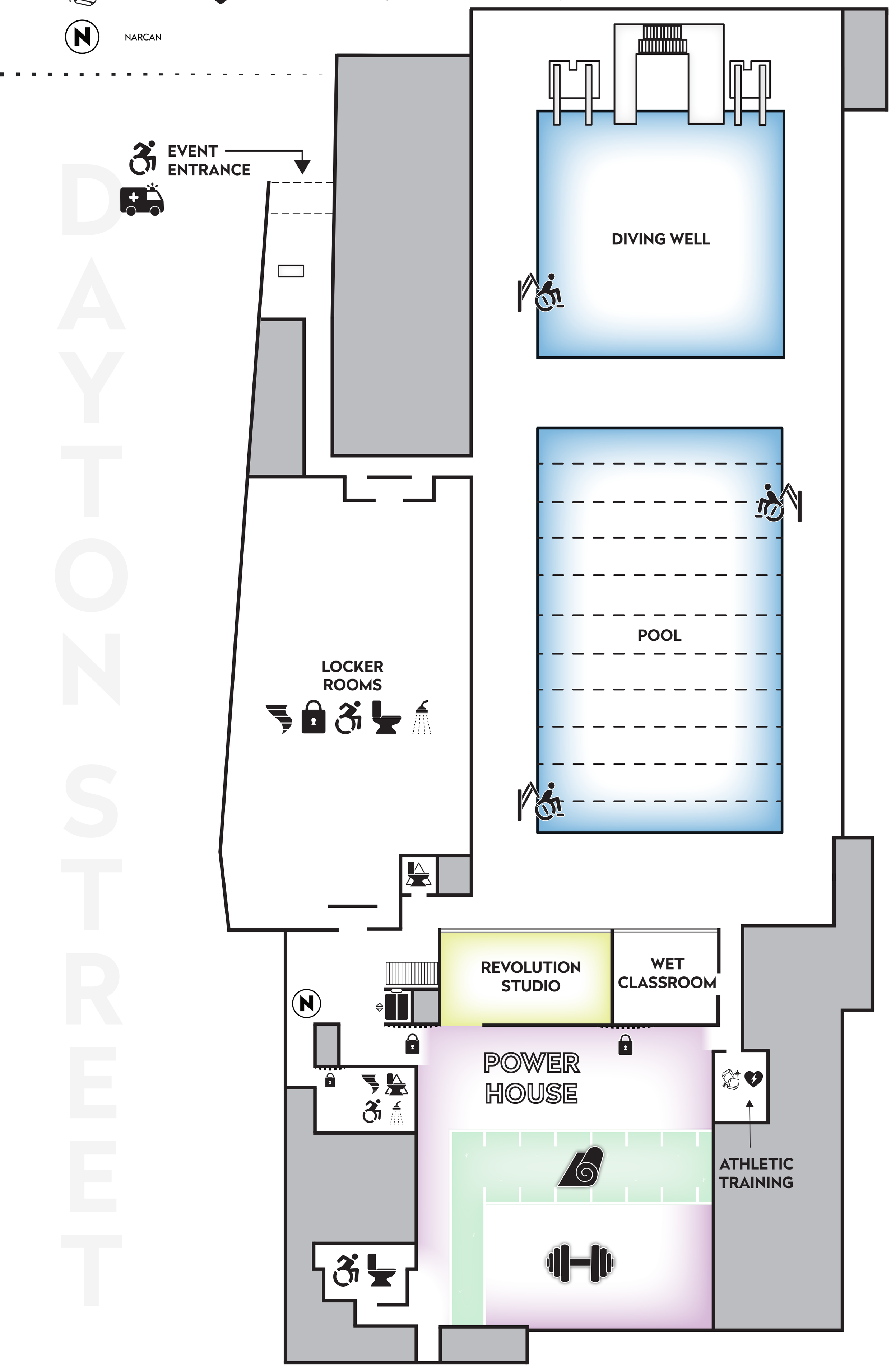

DAYTON STREET

LEVEL ONE

CARDIO
STRENGTH
STRETCH
ICE MACHINE
ADA Accessible
RESTROOMS
Gender Inclusive
SHOWERS
AED LOCATION
LOCKERS
ELEVATOR
AMBULANCE ENTRANCE
INCLEMENT WEATHER LOCATION

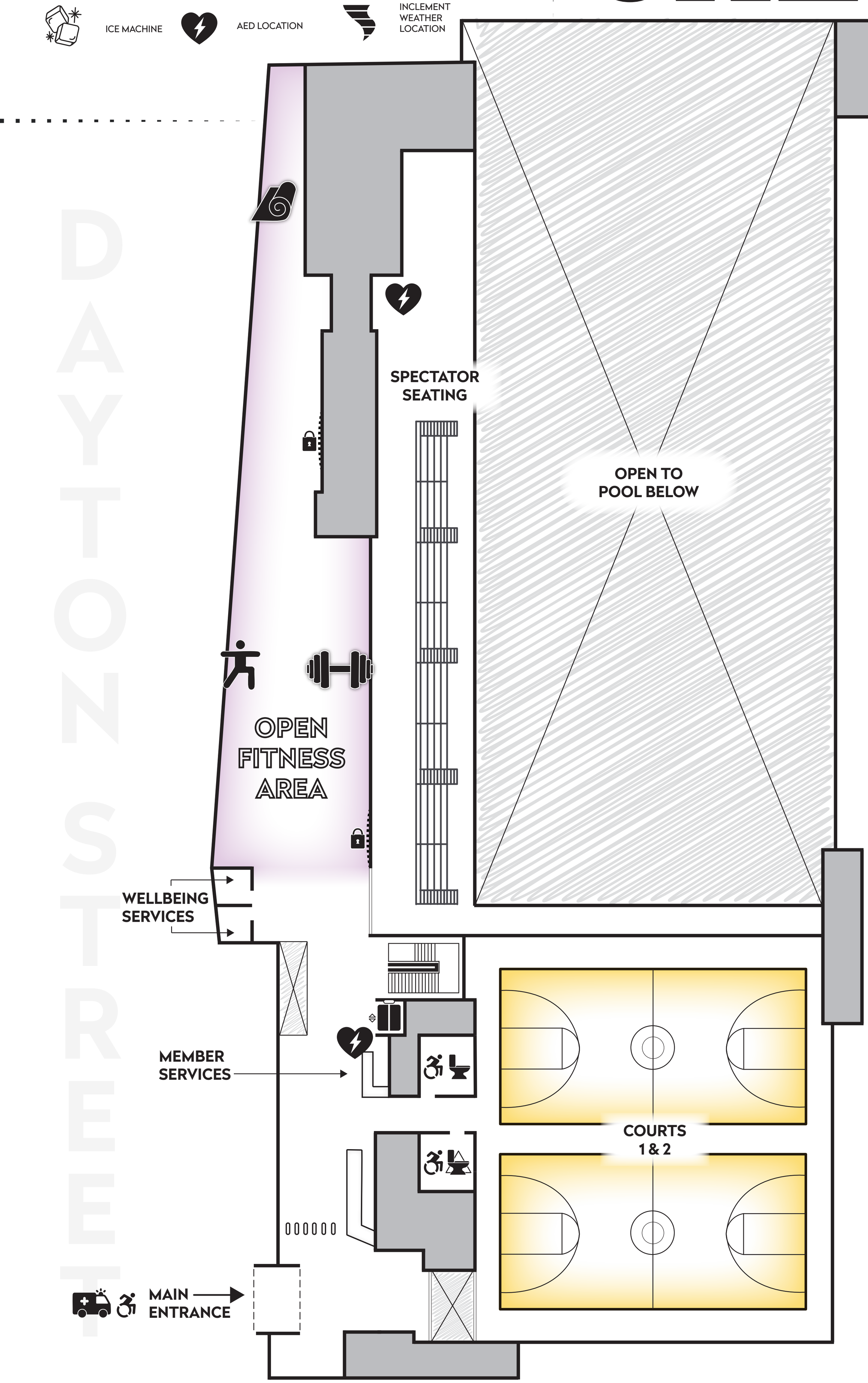

DAYTON STREET

LEVEL TWO

CARDIO

STRENGTH

STRETCH

ICE MACHINE

ADA Accessible

RESTROOMS
△ Gender Inclusive

SHOWERS

AED LOCATION

LOCKERS

ELEVATOR

AMBULANCE ENTRANCE

INCLEMENT WEATHER LOCATION

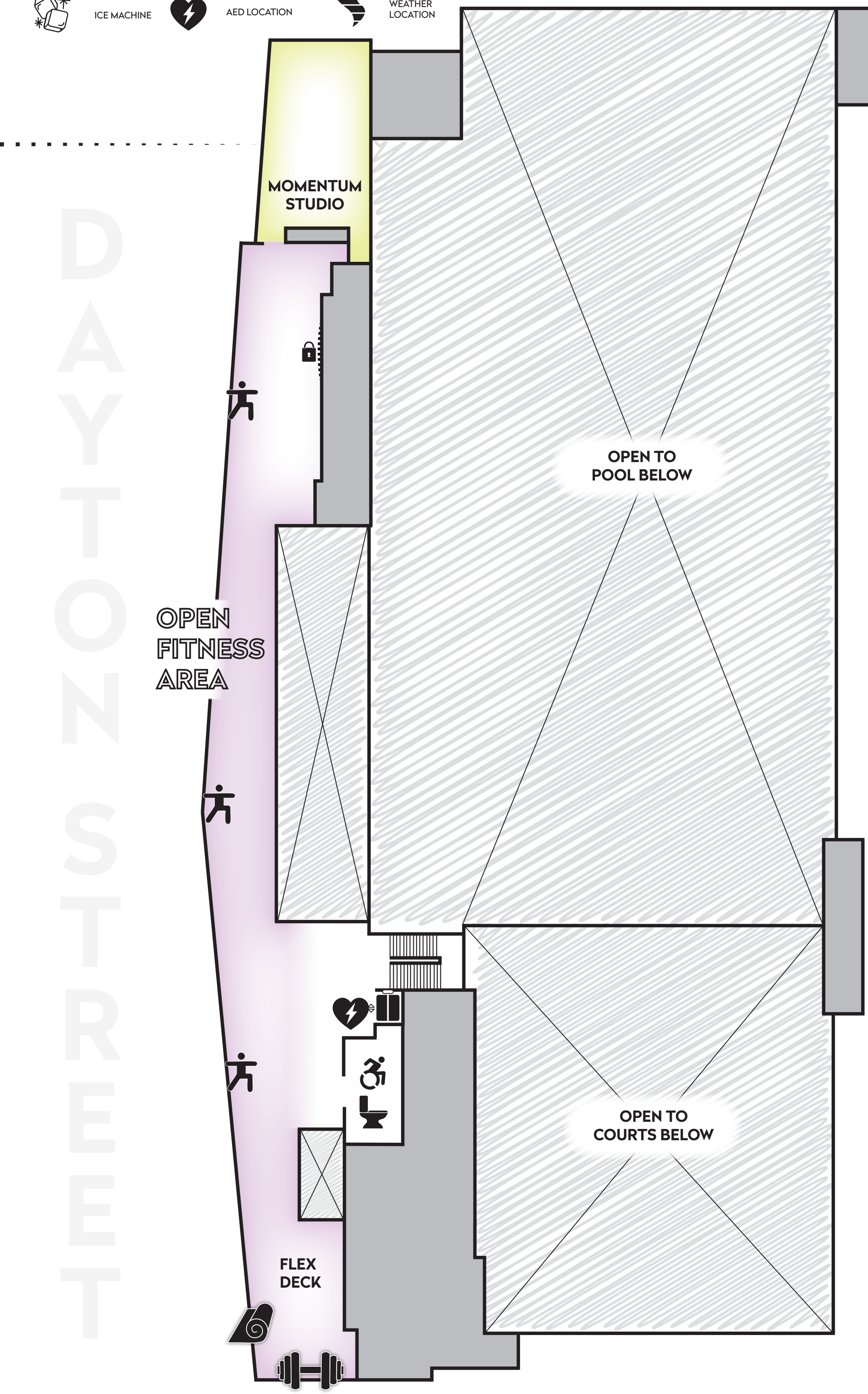

DAY TO NIGHT

LEVEL THREE

CARDIO
STRENGTH
STRETCH
ICE MACHINE
ADA Accessible
RESTROOMS
Gender Inclusive
SHOWERS
AED LOCATION
LOCKERS
ELEVATOR
AMBULANCE ENTRANCE
INCLEMENT WEATHER LOCATION

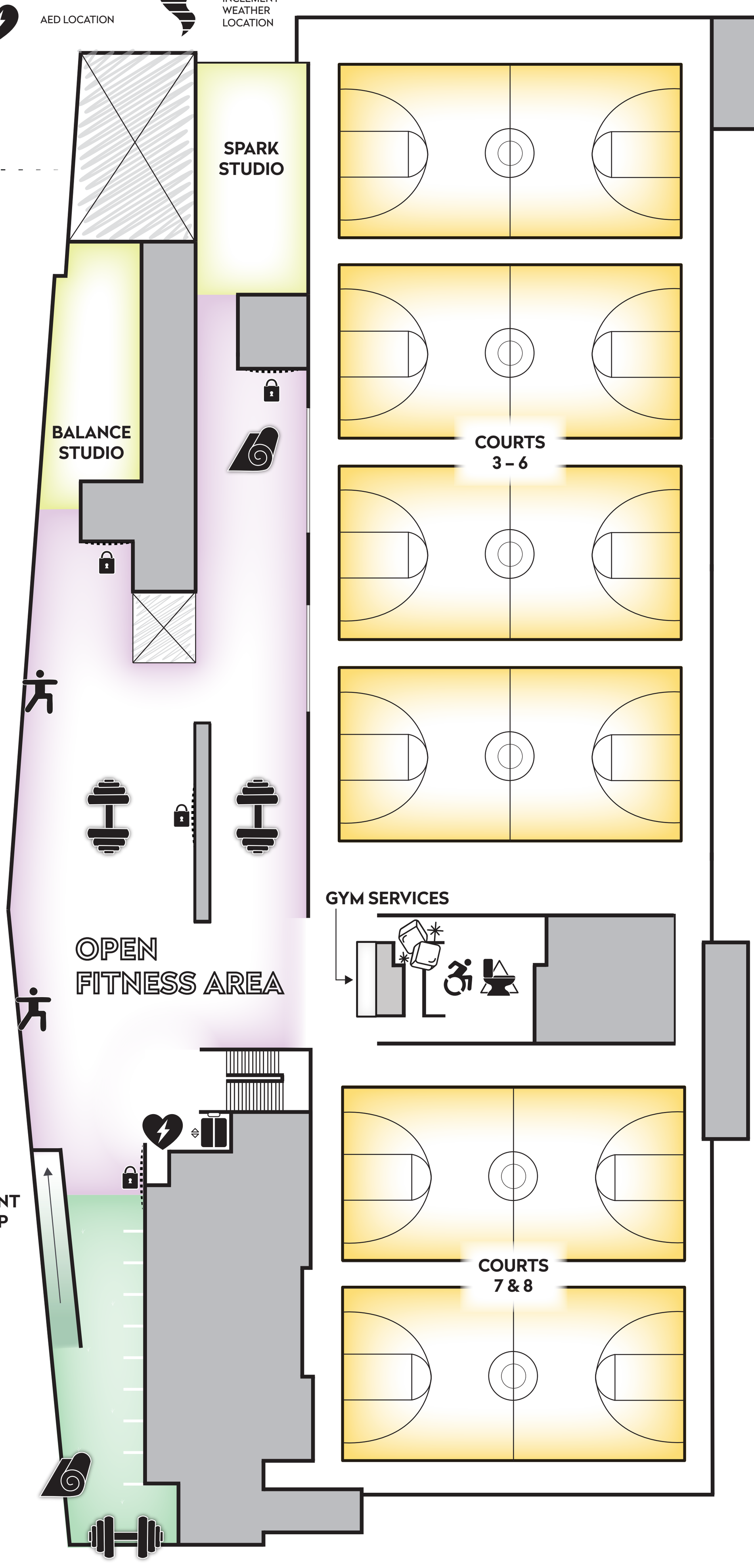

DAYTON STREET

LEVEL FOUR

CARDIO

STRENGTH

STRETCH

ICE MACHINE

AED LOCATION

INCLEMENT WEATHER LOCATION

ADA Accessible

RESTROOMS
△ Gender Inclusive

SHOWERS

LOCKERS

ELEVATOR

AMBULANCE ENTRANCE

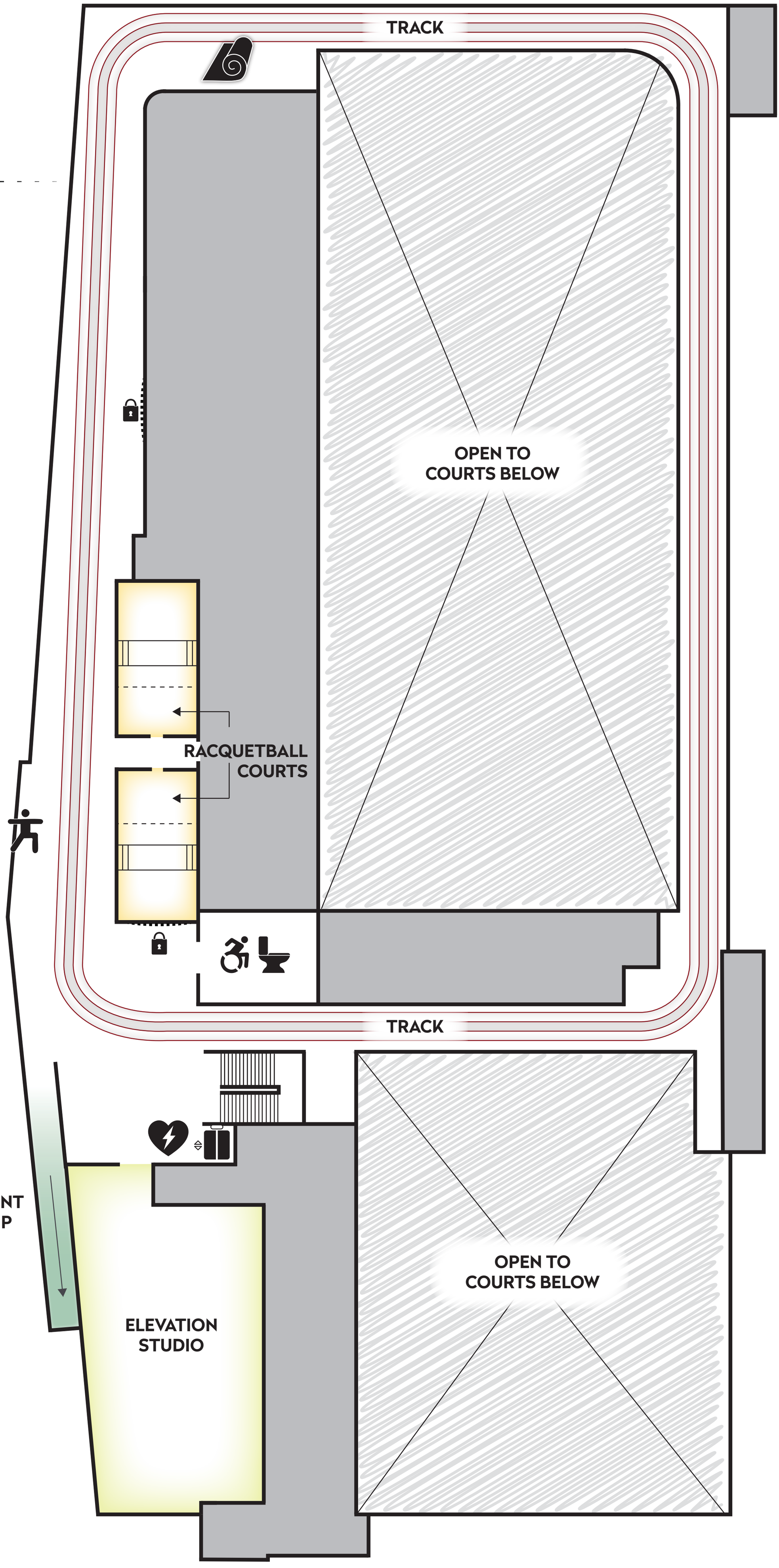

DAYTONA STREET